

install pymysql3

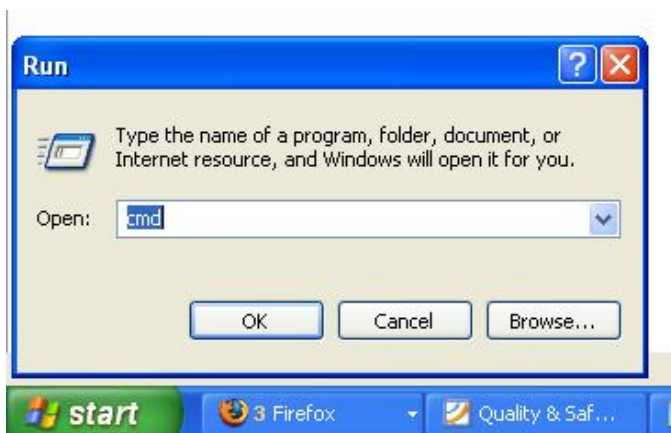
Using the Command Line to install pymysql3 once the ZIP file has been downloaded and unzipped from:

<http://www.summet.com/dmsi/html/pymysql.html#installing-pymysql-for-python3>

From the start menu go to Run



Type "cmd" without the quotes in the drop down menu- hit ok



The command line will open in your default directory after you press the ok button

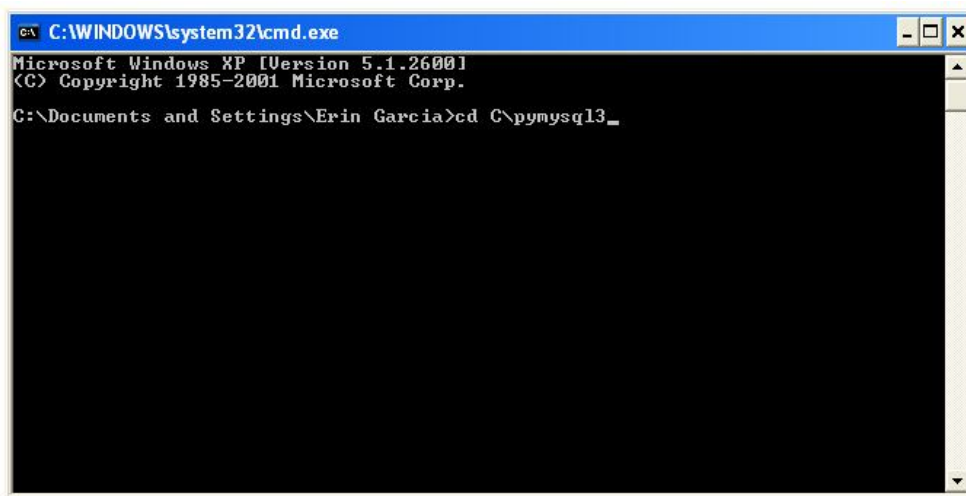


```
C:\WINDOWS\system32\cmd.exe
Microsoft Windows XP [Version 5.1.2600]
(C) Copyright 1985-2001 Microsoft Corp.
C:\Documents and Settings\Erin Garcia>
```

Change the directory to the pymysql3 folder you just unzipped using the cd command

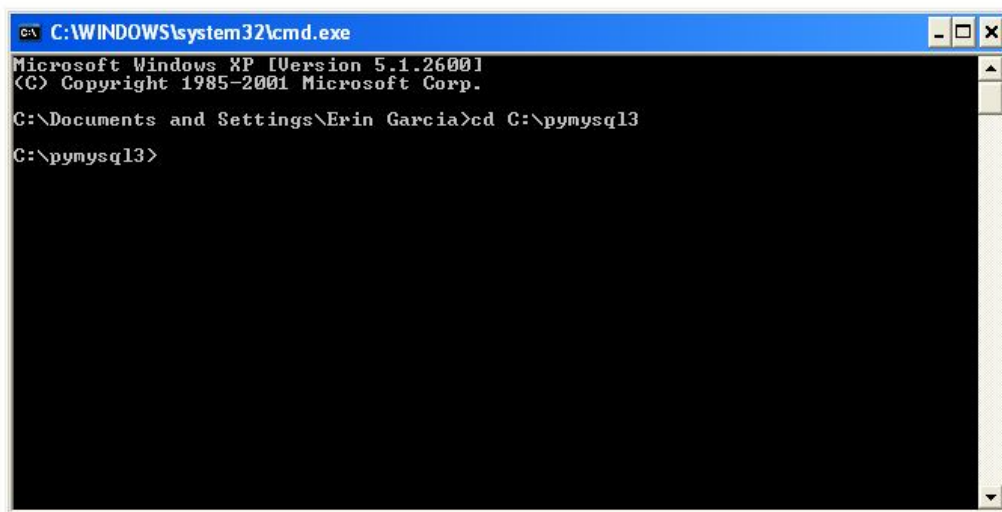
cd YourDirectoryFilePath

cd C:\pymysql3



```
C:\WINDOWS\system32\cmd.exe
Microsoft Windows XP [Version 5.1.2600]
(C) Copyright 1985-2001 Microsoft Corp.
C:\Documents and Settings\Erin Garcia>cd C:\pymysql3_
```

Hit return at the end of the line and you will see your new directory printed on the left hand side of the command line window



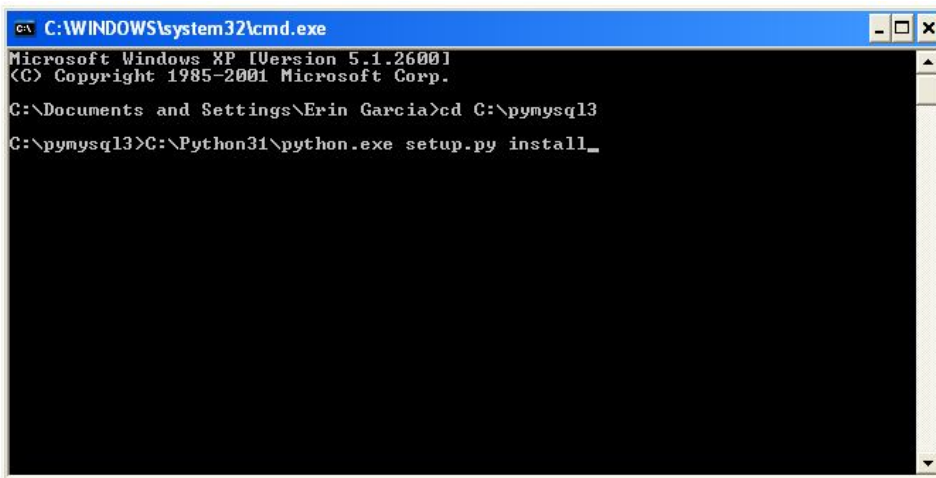
```
C:\WINDOWS\system32\cmd.exe
Microsoft Windows XP [Version 5.1.2600]
(C) Copyright 1985-2001 Microsoft Corp.
C:\Documents and Settings\Erin Garcia>cd C:\pymysql3
C:\pymysql3>
```

Now you can run the setup.py file using the command

python3 setup.py install

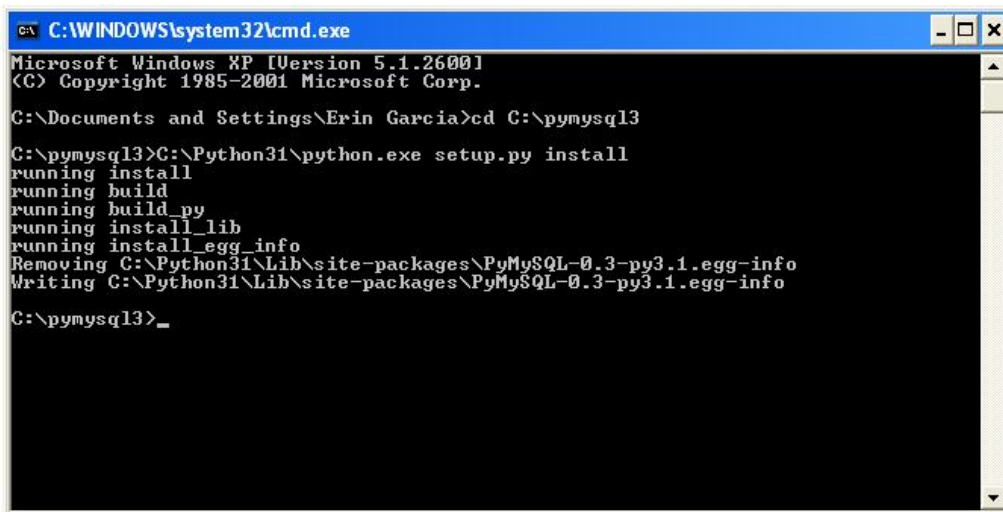
you may have to use the full file path for python3- this will where Python is on YOUR computer – the filepath below may not be the same as yours

C:\Python31\python.exe setup.py install



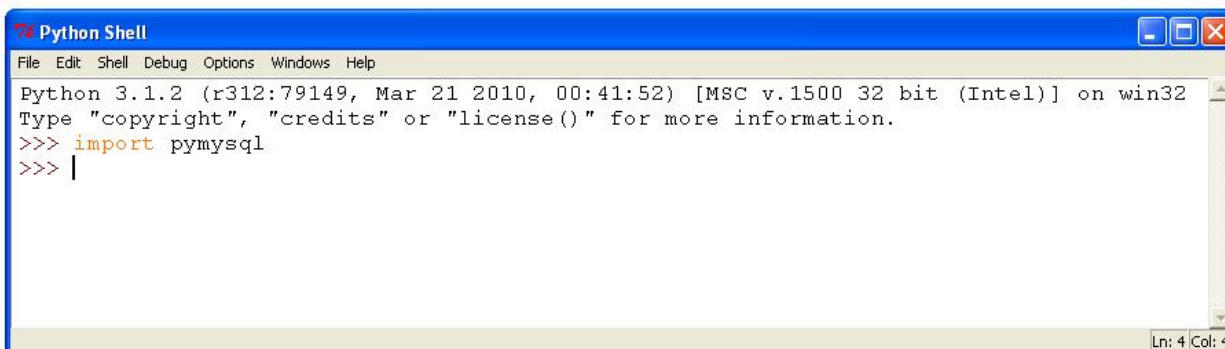
```
C:\WINDOWS\system32\cmd.exe
Microsoft Windows XP [Version 5.1.2600]
(C) Copyright 1985-2001 Microsoft Corp.
C:\Documents and Settings\Erin Garcia>cd C:\pymysql3
C:\pymysql3>C:\Python31\python.exe setup.py install_
```

When you hit the enter key the setup.py file will run and you will see the following



```
C:\WINDOWS\system32\cmd.exe
Microsoft Windows XP [Version 5.1.2600]
(C) Copyright 1985-2001 Microsoft Corp.
C:\Documents and Settings\Erin Garcia>cd C:\pymysql3
C:\pymysql3>C:\Python31\python.exe setup.py install
running install
running build
running build_py
running install_lib
running install_egg_info
Removing C:\Python31\Lib\site-packages\PyMySQL-0.3-py3.1.egg-info
Writing C:\Python31\Lib\site-packages\PyMySQL-0.3-py3.1.egg-info
C:\pymysql3>_
```

You can test that your install worked correctly in the python shell- if it worked correctly you will not get any errors



```
Python Shell
File Edit Shell Debug Options Windows Help
Python 3.1.2 (r312:79149, Mar 21 2010, 00:41:52) [MSC v.1500 32 bit (Intel)] on win32
Type "copyright", "credits" or "license()" for more information.
>>> import pymysql
>>> |
Ln: 4 Col: 4
```